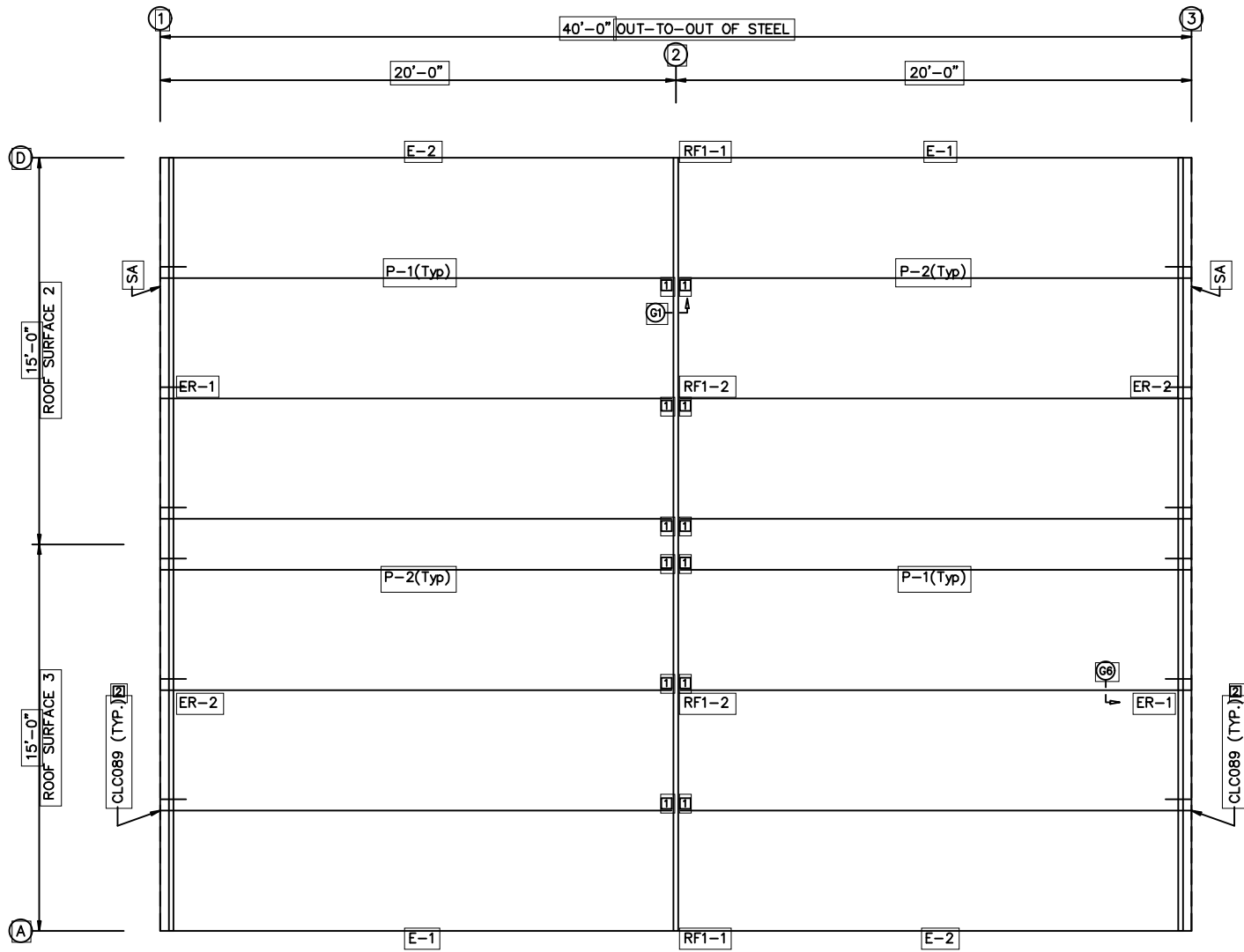
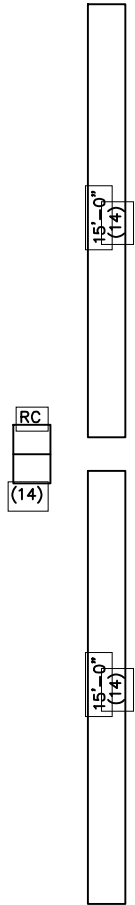


MEMBER TABLE		
ROOF PLAN		
MARK	PART	LENGTH
P-1	8x25Z15	19'-6 13/16"
P-2	8x25Z15	19'-6 13/16"
E-1	8x275E16	19'-6 13/16"
E-2	8x275E16	19'-6 13/16"

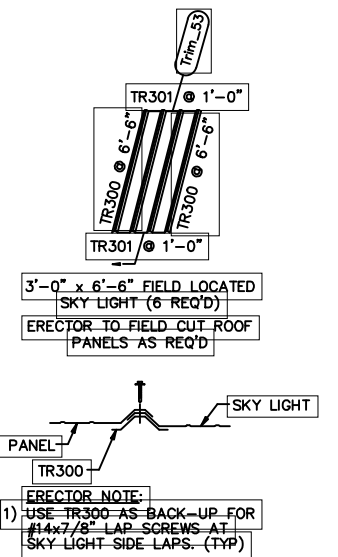
CONNECTION PLATES		
ROOF PLAN		
UID	MARK/PART	
1	CLC055	
2	CLC089	



ROOF FRAMING PLAN



ROOF SHEETING
 PANELS: 26 Ga. PBR
 Galvalume/Plain



GENERAL NOTES:
 MINOR FIELD WORK OF STRUCTURAL, SECONDARY AND PANEL/TRIM ITEMS MAY BE NECESSARY TO ENSURE PROPER FIT. SUCH WORK IS CONSIDERED A NORMAL PART OF METAL BUILDING ERECTION. WE WILL NOT HONOR BACKCHARGES FOR MINOR FIELD WORK.